

eNVOTECH



water spray booths

SPRAY BOOTHS

dry spray booths

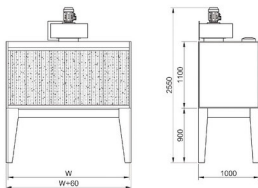


DRY SPRAY BOOTHS model "SDB"



Suitable for painting small pieces, for small series or final touches. Available in two models, fitted with a sirocco impeller fan and a revolving part holder


DIMENTION



TECHNICAL CHARACTERSTIC

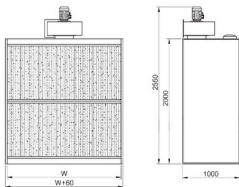
Model	Delivery (CFM.)	Blower		Working Height(mm)	Total Height(mm)	Width (mm.)	Depth (mm.)
		No.	Power(HP.)				
SDB 1000	1200	1	1.0	1000	2500	1000	1000
SDB 2000	2500	1	2.0	1000	2500	2000	1000

DRY SPRAY BOOTHS model "SDC"



The EUROVENT painting booths in the SDB model suitable for the continuous painting of large pieces, with fans fitted with a sirocco impeller. Also viable with extended walls and roof which optimize the capture speed at a distance of 1 m from the extracting front. They are supplied fitted with a paper filter; a further filtering stage made of glass fibre is available on request.

DIMENTION



TECHNICAL CHARACTERSTIC

Model	Delivery (CFM.)	Blower		Working Height(mm)	Total Height(mm)	Width (mm.)	Depth (mm.)
		No.	Power(HP.)				
SDC 2000	4500	1	3.0	2000	3000	2000	1000
SDC 3000	7000	1	5.5	2000	3000	3000	1000
SDC 4000	9500	2	3.0	2000	3000	4000	1000
SDC 5000	12000	2	5.5	2000	3000	5000	1000



PROJECT REFERENCES





Envotech engineering Co.,LTD.

29 Moo 8 Soi Viroonraj Settakij Rd. Thamai Kratumban Samutsakorn 74110 (Thailand)

Tel : 034-866-555

Fax : 034-866-599

E-mail : antipollution@envotech.co.th

Website : www.envotech.co.th